



HOLD - WARM HHA101EV Ventilated Hot Holding Trolley

CONSTRUCTION

- Stainless steel chamber
- Rubber perimeter anti-shock bumpers
- Thermal insulation of the chamber with 40 mm thickness
- Removable tray runners for easy cleaning operations
- Ventilated heating of the cavity by armored electric resistance
- Special air distribution system Throughout the whole cavity with heat conveyor
- Manually fillable stainless-steel tray with water, useful for the moisture formation during the holding cycle
- Ergonomic and fully recessed door handle
- 270° door opening with magnetic lock
- Silicone rubber door gasket resistant to heat and aging
- Four swivel wheels with a diameter of 125mm, 2 of which with brake
- Ergonomic handles of 40 cm placed on the back side for pushing and comfortable driving in the premises
- Plexiglass aesthetic details for a modern design (sides and back)
- Schuko plug with 2 meters power cord and side cable winder
- Extractible dashboard to facilitate cleaning of the cavity and maintenance (heating unit included)
- Wiring and functional components placed to facilitate any maintenance

FUNCTIONAL FEATURES

- Electronic control with “touch screen” digital display for electronic temperature adjustment
- Digital temperature display of the cavity
- Automatic keyboard lock
- Operating temperature 30°C ÷ 90°C
- Adjustable moisture evacuation vents on the door
- Cavity safety thermostat
- Automatic stop of heating of the resistor while door opening

STANDARD EQUIPMENT

- Removable tray runners 10 GN1/1

ACCESSORIES/ OPTIONS ON REQUEST


- Grids
- Trays
- Removable tray runners 8 GN1/1
- Adjustable feet set


MODULINE-



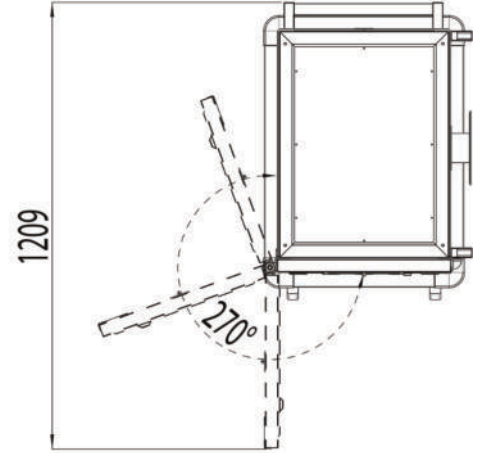
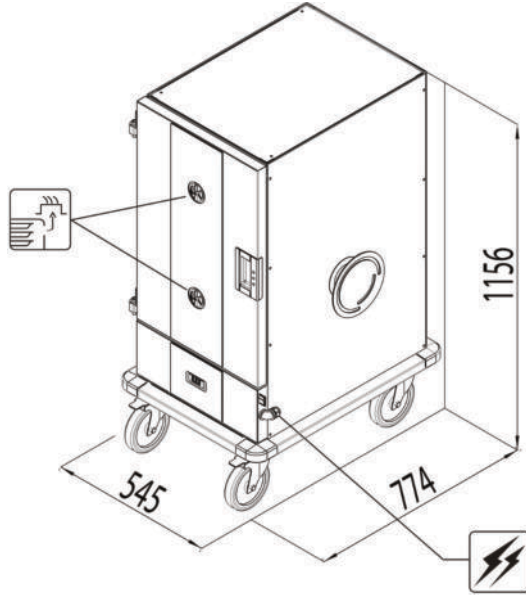
moduline

INSTALLATION TECHNICAL DIAGRAMS

Electricity supply
cable inlet 

Vent for excess
humidity 

Important - Drawing and
dimensions refer to the
standard version.
They may change with the
addition of accessories
or options.



Dimensions
(W x D x H) - mm

545 x 774 x 1156 h

Absorption
[A]

10 (230V)

Cavity dimensions
(W x D x H) - mm

385 x 540 x 670 h

Operating
Temperature [°C]

30 ÷ 90

Tray capacity -
Tray pitch [mm]

10 x GN 1/1 - (60)

Product Maximum
capacity [Kg]

24

Trays Maximum
height [mm]

10 x 40 (h)
5 x 100 (h)
3 x 150 (h)

Net weight
[Kg]

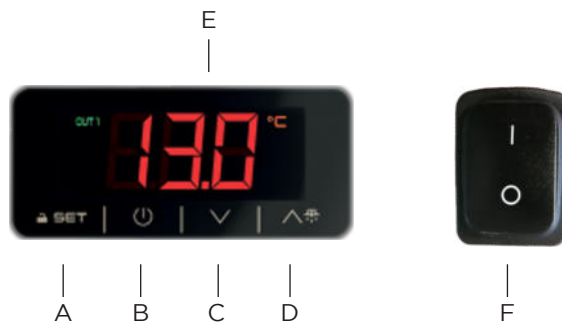
90

Power supply

AC 220-240V 50/60Hz

Total power
absorbed [kW]

2,3 (230V)



- A SET key / keyboard unlock
- B Non-operational key (Disabled)
- C Temperature decrease key
- D Temperature increase key
- E Display
- F Main switch

MODULINE-

Via dell'Industria 11, Z.I. San Giacomo di Veglia 31029 Vittorio Veneto (TV) - ITALY
tel. +39 0438 5063 - fax +39 0438 912 323 - info@moduline.it - www.moduline.it